

# How to check in to the online waiting room for your video visit with your clinician

## 1 Use a computer or device with camera/microphone



PC and Mac  
Chrome | Firefox | Safari

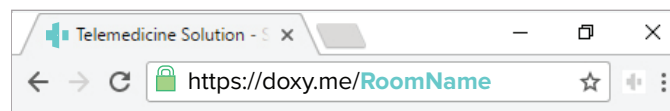


Android  
Chrome

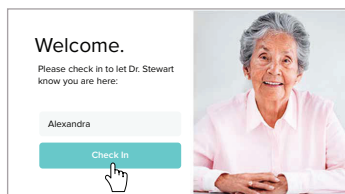


iOS  
Safari

## 2 Enter your clinician's doxy.me web address into the browser

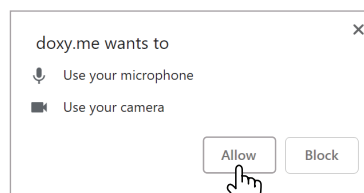
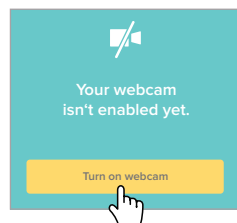


## 3 Type in your name and click check in




- ✓ Secure
- ✓ No software to download
- ✓ HIPAA compliant
- ✓ No registration needed

## 4 Allow your browser to use your webcam and microphone



## 5 Your care provider will start your visit

### Call Tips

- Have a good internet connection
- Restart your device before the visit
- Use the [Start Test](#) button in the waiting room
- Need help? Send us a message  <https://doxy.me>